









## RESULT LIST

### Hammer MEN

| Rank | Flag  | Cty code | Country / Name   | Points |
|------|---|----------|--|--------|
| 1    |    | SVK      | <b>Slovak Republic</b><br>Charfreitag Libor 770911 75,62 | 8      |
| 2    |    | CRO      | <b>Croatia</b><br>Haklits Andras 770923 74,04            | 7      |
| 3    |    | AUT      | <b>Austria</b><br>Siart Benjamin 840111 71,99            | 6      |
| 4    |    | LAT      | <b>Latvia</b><br>Vaiculens Ainars 830121 69,73           | 5      |
| 5    |    | CYP      | <b>Cyprus</b><br>Sofianos Petros 820315 61,95            | 4      |
| 6    |   | IRL      | <b>Ireland</b><br>White Pdraig 860327 59,86              | 3      |
| 7    |  | BUL      | <b>Bulgaria</b><br>Vasilev Martin 860509 57,94           | 2      |
| 8    |  | LTU      | <b>Lithuania</b><br>Burkas Tomas 900217 54,40            | 1      |









|    |       |       |       |       |
|----|-------|-------|-------|-------|
| 1. | 70,72 | 75,24 | 74,80 | 75,62 |
| 2. | x     | 66,90 | 74,04 | 73,54 |
| 3. | 71,22 | 71,99 | x     | 71,09 |
| 4. | 60,52 | 69,02 | 69,73 | 67,32 |
| 5. | 56,23 | 61,62 | 61,95 |       |
| 6. | 59,86 | 57,89 | 57,77 |       |
| 7. | x     | 57,94 |       |       |
| 8. | 54,23 | 54,40 |       |       |

### Standing after 1 Events

|     |      |
|-----|------|
| SVK | 8,00 |
| CRO | 7,00 |
| AUT | 6,00 |
| LAT | 5,00 |
| CYP | 4,00 |
| IRL | 3,00 |
| BUL | 2,00 |
| LTU | 1,00 |

## RESULT LIST

### 400 m Hurdles WOMEN









| Rank | Flag  | Cty code | Country / Name  | Points |
|------|---|----------|---|--------|
| 1    |    | BUL      | <b>Bulgaria</b><br>Stambolova Vania 831128 (0,342) 55,86 8        |        |
| 2    |    | CRO      | <b>Croatia</b><br>Horvat Nikolina 860918 (0,181) 57,02 7          |        |
| 3    |    | IRL      | <b>Ireland</b><br>Carey Michelle 810220 (0,291) 58,02 6           |        |
| 4    |    | AUT      | <b>Austria</b><br>Kreiner Sabine 801227 (0,269) 60,11 5           |        |
| 5    |    | LAT      | <b>Latvia</b><br>Ješkina Ieva 880515 (0,381) 60,97 4              |        |
| 6    |   | SVK      | <b>Slovak Republic</b><br>Karperová Miriam 760104 (0,189) 61,33 3 |        |
| 7    |  | LTU      | <b>Lithuania</b><br>Jasinskaite Kristina 900413 (0,184) 61,82 2   |        |
| 8    |  | CYP      | <b>Cyprus</b><br>Hadjiyianni Panayiot 88 (0,273) 64,35 1          |        |

### Standing after 2 Events

|     |       |
|-----|-------|
| CRO | 14,00 |
| AUT | 11,00 |
| SVK | 11,00 |
| BUL | 10,00 |
| LAT | 9,00  |
| IRL | 9,00  |
| CYP | 5,00  |
| LTU | 3,00  |

## RESULT LIST

### 400 m Hurdles MEN









| Rank | Flag  | Cty code | Country / Name                                       | Points  |
|------|---|----------|--|---------|
| 1    |    | CYP      | <b>Cyprus</b><br>Alozídís Minás 840707 (0,258)       | 51,35 8 |
| 2    |    | LTU      | <b>Lithuania</b><br>Valintelis Valdas 890531 (0,230) | 52,00 7 |
| 3    |    | IRL      | <b>Ireland</b><br>Carey Tom 840226 (0,249)           | 52,34 6 |
| 4    |    | SVK      | <b>Slovak Republic</b><br>Čelko Tomáš 840427 (0,161) | 52,71 5 |
| 5    |    | LAT      | <b>Latvia</b><br>Iljanovs Valdis 850108 (0,316)      | 52,90 4 |
| 6    |    | AUT      | <b>Austria</b><br>Mayrhofer Florian 901012 (0,270)   | 53,26 3 |
| 7    |  | BUL      | <b>Bulgaria</b><br>Katučev Lazar 890222 (0,327)      | 53,31 2 |
| 8    |  | CRO      | <b>Croatia</b><br>Biondic Ivan 880621 (0,204)        | 54,70 1 |

### Standing after 3 Events

|     |       |
|-----|-------|
| SVK | 16,00 |
| IRL | 15,00 |
| CRO | 15,00 |
| AUT | 14,00 |
| CYP | 13,00 |
| LAT | 13,00 |
| BUL | 12,00 |
| LTU | 10,00 |

## RESULT LIST

### 100 m WOMEN

| Rank | Flag  | Cty code | Country / Name   | Points |
|------|---|----------|--|--------|
| 1    |    | LTU      | <b>Lithuania</b><br>Grincikaite Lina 870503 (0,344) 11,59 8      |        |
| 2    |    | CYP      | <b>Cyprus</b><br>Artymata Eleni 860516 (0,219) 11,62 7           |        |
| 3    |    | AUT      | <b>Austria</b><br>Müller-Weissina Bett 730712 (0,194) 11,63 6    |        |
| 4    |    | CRO      | <b>Croatia</b><br>Golub Maja 850510 (0,158) 11,66 5              |        |
| 5    |    | BUL      | <b>Bulgaria</b><br>Eftimova Inna 880619 (0,189) 11,68 4          |        |
| 6    |   | IRL      | <b>Ireland</b><br>Whelan Niamh 900726 (0,240) 11,93 3            |        |
| 7    |  | LAT      | <b>Latvia</b><br>Cekele Jekaterina 840524 (0,239) 11,96 2        |        |
| 8    |  | SVK      | <b>Slovak Republic</b><br>Šimková Barbora 871208 (0,171) 12,16 1 |        |









W: + 0,3 m/s

### Standing after 4 Events

|     |       |
|-----|-------|
| CYP | 20,00 |
| CRO | 20,00 |
| AUT | 20,00 |
| IRL | 18,00 |
| LTU | 18,00 |
| SVK | 17,00 |
| BUL | 16,00 |
| LAT | 15,00 |

## RESULT LIST

### Javelin WOMEN

| Rank | Flag  | Cty code | Country / Name                                   | Points  |
|------|---|----------|--|---------|
| 1    |    | AUT      | <b>Austria</b><br>Pauer Elisabeth 830501         | 55,80 8 |
| 2    |    | LAT      | <b>Latvia</b><br>Palameika Madara 870618         | 53,93 7 |
| 3    |    | LTU      | <b>Lithuania</b><br>Jakubaityte Indre 760124     | 52,37 6 |
| 4    |    | CRO      | <b>Croatia</b><br>Vukovic Ivana 860518           | 45,53 5 |
| 5    |    | CYP      | <b>Cyprus</b><br>Mavroudi Eleni 84               | 44,65 4 |
| 6    |    | BUL      | <b>Bulgaria</b><br>Georgieva Hristina 720103     | 44,61 3 |
| 7    |  | SVK      | <b>Slovak Republic</b><br>Hanuliaková Eva 751224 | 39,44 2 |
| 8    |  | IRL      | <b>Ireland</b><br>McDonald Olivia 900125         | 36,85 1 |









|                    |       |       |       |       |
|--------------------|-------|-------|-------|-------|
| Pauer Elisabeth    | 55,80 | 49,50 | x     | -     |
| Palameika Madara   | 47,69 | 51,66 | x     | 53,93 |
| Jakubaityte Indre  | 52,16 | 51,60 | 52,37 | 49,77 |
| Vukovic Ivana      | 45,53 | 42,78 | 42,44 | 43,02 |
| Mavroudi Eleni     | 44,65 | 41,16 | 43,01 |       |
| Georgieva Hristina | 44,61 | 44,59 | 41,51 |       |
| Hanuliaková Eva    | 39,44 | 35,39 |       |       |
| McDonald Olivia    | 34,84 | 36,85 |       |       |

### Standing after 5 Events

|     |       |
|-----|-------|
| AUT | 28,00 |
| CRO | 25,00 |
| CYP | 24,00 |
| LTU | 24,00 |
| LAT | 22,00 |
| BUL | 19,00 |
| SVK | 19,00 |
| IRL | 19,00 |

## RESULT LIST

### 100 m MEN

| Rank | Flag  | Cty code | Country / Name   | Points |
|------|---|----------|--|--------|
| 1    |    | AUT      | <b>Austria</b><br>Moseley Ryan 821008 (0,158) 10,35 8          |        |
| 2    |    | CYP      | <b>Cyprus</b><br>Ioannou Panayiotis 840907 (0,128) 10,44 7     |        |
| 3    |    | LTU      | <b>Lithuania</b><br>Sakalauskas Rytis 870627 (0,195) 10,47 6   |        |
| 4    |    | CRO      | <b>Croatia</b><br>Grabisic Jurica 830328 (0,138) 10,49 5       |        |
| 5    |    | IRL      | <b>Ireland</b><br>Smyth Jason 870704 (0,179) 10,51 4           |        |
| 6    |   | BUL      | <b>Bulgaria</b><br>Gunev Desislav 860121 (0,187) 10,70 3       |        |
| 7    |  | LAT      | <b>Latvia</b><br>Mezitis Janis 860814 (0,159) 10,78 2          |        |
| 8    |  | SVK      | <b>Slovak Republic</b><br>Švondrk Jozef 860824 (0,202) 11,38 1 |        |









w : +0.6 m/s

### Standing after 6 Events

|     |       |
|-----|-------|
| AUT | 36,00 |
| CYP | 31,00 |
| CRO | 30,00 |
| LTU | 30,00 |
| LAT | 24,00 |
| IRL | 23,00 |
| BUL | 22,00 |
| SVK | 20,00 |

## RESULT LIST

### Pole Vault WOMEN

| Rank | Flag  | Cty code | Country / Name                                     | Points  |
|------|---|----------|--|---------|
| 1    |    | CYP      | <b>Cyprus</b><br>Zahariádi Mariánna 900225         | 435 8   |
| 2    |    | AUT      | <b>Austria</b><br>Höllwarth Daniela 870824         | 370 6,5 |
|      |    | IRL      | <b>Ireland</b><br>Wilkinson Claire 890210          | 370 6,5 |
| 4    |    | CRO      | <b>Croatia</b><br>Marušić Ava 910824               | 370 5   |
| 5    |    | LAT      | <b>Latvia</b><br>Bortaščenoka Ilze 870412          | 360 4   |
| 6    |    | SVK      | <b>Slovak Republic</b><br>Surová Bronislava 911110 | 340 3   |
| 7    |  | LTU      | <b>Lithuania</b><br>Dejeva Vitalija 911013         | 320 2   |
| 8    |  | BUL      | <b>Bulgaria</b><br>Atanasova Temenuga 870928       | 300 1   |









|                    | 280 | 300 | 310 | 320 | 330 | 340 | 350 | 360 | 370 | 380 | 400 | 415 | 425 | 435 | 449 |
|--------------------|-----|-----|-----|-----|-----|-----|-----|-----|-----|-----|-----|-----|-----|-----|-----|
| Zahariádi Mariánna |     |     |     |     |     |     |     |     |     |     | o   | o   | xxx | o   | xx  |
| Höllwarth Daniela  |     |     |     |     |     |     |     |     | o   | xxx |     |     |     |     |     |
| Wilkinson Claire   |     |     |     |     |     |     | o   | o   | o   | xxx |     |     |     |     |     |
| Marušić Ava        |     |     |     | o   | -   | o   | o   | o   | o   | xxx | xx  |     |     |     |     |
| Bortaščenoka Ilze  |     |     |     | o   | o   | o   | o   | xo  | xxx |     |     |     |     |     |     |
| Surová Bronislava  |     | o   | -   | xo  | -   | xo  | xx  |     |     |     |     |     |     |     |     |
| Dejeva Vitalija    | o   | o   | -   | o   | -   | xxx |     |     |     |     |     |     |     |     |     |
| Atanasova Temenuga |     | o   | -   | xxx |     |     |     |     |     |     |     |     |     |     |     |

### Standing after 7 Events

|     |       |
|-----|-------|
| AUT | 42,50 |
| CYP | 39,00 |
| CRO | 35,00 |
| LTU | 32,00 |
| IRL | 29,50 |
| LAT | 28,00 |
| SVK | 23,00 |
| BUL | 23,00 |

## RESULT LIST

### Triple Jump WOMEN

| Rank | Flag  | Cty code | Country / Name                                  | Points  |
|------|---|----------|---|---------|
| 1    |    | SVK      | <b>Slovak Republic</b><br>Veldáková Dana 810603 | 14,17 8 |
| 2    |    | BUL      | <b>Bulgaria</b><br>Banova Andriana 870501       | 13,65 7 |
| 3    |    | LTU      | <b>Lithuania</b><br>Verseckaite Jolanta 880209  | 12,75 6 |
| 4    |    | AUT      | <b>Austria</b><br>Egger Michaela 840215         | 12,71 5 |
| 5    |    | IRL      | <b>Ireland</b><br>McLoone Mary 81               | 12,47 4 |
| 6    |    | CRO      | <b>Croatia</b><br>Krnjeta Sonia 851004          | 12,47 3 |
| 7    |  | CYP      | <b>Cyprus</b><br>Polydorou Thomaida 861107      | 12,19 2 |
| 8    |  | LAT      | <b>Latvia</b><br>Griva Mara 890804              | 12,14 1 |









|                     |            |            |            |            |
|---------------------|------------|------------|------------|------------|
| Veldáková Dana      | 14,17/+0,4 | 13,94/+0,6 | 12,16/-0,1 | 13,93/+0,3 |
| Banova Andriana     | 13,52/+0,9 | x /+0,7    | 13,65/0,5  | x /+0,9    |
| Verseckaite Jolanta | x /+0,1    | 12,75/+1,3 | 12,51/-0,2 | x /+0,5    |
| Egger Michaela      | 12,08/+0,7 | 12,71/+0,8 | x /-0,4    | 12,41/+0,0 |
| McLoone Mary        | 12,41/+1,3 | 12,47/+0,7 | 12,23/-0,7 |            |
| Krnjeta Sonia       | 12,47/+0,7 | 12,22/+0,1 | 12,27/+0,0 |            |
| Polydorou Thomaida  | x /+0,7    | 12,19/+1,1 |            |            |
| Griva Mara          | 12,14/+0,9 | 12,05/+0,6 |            |            |

### Standing after 8 Events

|     |       |
|-----|-------|
| AUT | 47,50 |
| CYP | 41,00 |
| CRO | 38,00 |
| LTU | 38,00 |
| IRL | 33,50 |
| SVK | 31,00 |
| BUL | 30,00 |
| LAT | 29,00 |

## RESULT LIST

### 800 m WOMEN









| Rank | Flag  | Cty code | Country / Name   | Points |
|------|---|----------|--|--------|
| 1    |    | SVK      | <b>Slovak Republic</b><br>Klocová Lucia 831120 2:03,54 | 8      |
| 2    |    | LTU      | <b>Lithuania</b><br>Balciunaite Egle 881031 2:04,12    | 7      |
| 3    |    | IRL      | <b>Ireland</b><br>McNeice Kelly 780617 2:05,18         | 6      |
| 4    |    | AUT      | <b>Austria</b><br>Märzendorfer Pamela 821211 2:06,49   | 5      |
| 5    |    | CRO      | <b>Croatia</b><br>Banovic Anita 840604 2:07,15         | 4      |
| 6    |    | LAT      | <b>Latvia</b><br>Agata Strausa 891202 2:07,67          | 3      |
| 7    |  | CYP      | <b>Cyprus</b><br>Christoforou Stella 920302 2:07,84    | 2      |
| 8    |  | BUL      | <b>Bulgaria</b><br>Petkova Marina 870331 2:10,53       | 1      |

### Standing after 9 Events

|     |       |
|-----|-------|
| AUT | 52,50 |
| LTU | 45,00 |
| CYP | 43,00 |
| CRO | 42,00 |
| IRL | 39,50 |
| SVK | 39,00 |
| LAT | 32,00 |
| BUL | 31,00 |

## RESULT LIST

### 1500 m MEN









| Rank | Flag  | Cty code | Country / Name   | Points |
|------|---|----------|--|--------|
| 1    |    | IRL      | <b>Ireland</b><br>Obrien Alan 830603 3:50,17           | 8      |
| 2    |    | CRO      | <b>Croatia</b><br>Petrovic Slavko 800923 3:50,57       | 7      |
| 3    |    | AUT      | <b>Austria</b><br>Kernbichler Felix 880625 3:50,84     | 6      |
| 4    |    | SVK      | <b>Slovak Republic</b><br>Pelikán Jozef 840729 3:51,26 | 5      |
| 5    |    | LTU      | <b>Lithuania</b><br>Berzanskis Justinas 890112 3:51,56 | 4      |
| 6    |    | CYP      | <b>Cyprus</b><br>Kaloggerogianmis Ale 850516 3:55,22   | 3      |
| 7    |  | LAT      | <b>Latvia</b><br>Savcuks Konstantins 880315 3:55,76    | 2      |
| 8    |  | BUL      | <b>Bulgaria</b><br>Todorov Radoslav 870627 3:57,77     | 1      |

### Standing after 10 Events

|     |       |
|-----|-------|
| AUT | 58,50 |
| CRO | 49,00 |
| LTU | 49,00 |
| IRL | 47,50 |
| CYP | 46,00 |
| SVK | 44,00 |
| LAT | 34,00 |
| BUL | 32,00 |

## RESULT LIST

### 400 m WOMEN

| Rank | Flag  | Cty code | Country / Name   | Points |
|------|---|----------|--|--------|
| 1    |    | LTU      | <b>Lithuania</b><br>Orlauskaite Agne 880218 (0,296) 53,44 8        |        |
| 2    |    | LAT      | <b>Latvia</b><br>Zunda Jeva 780720 (0,318) 53,65 7                 |        |
| 3    |    | CRO      | <b>Croatia</b><br>Grgic Danijela 880928 (0,284) 54,31 6            |        |
| 4    |    | IRL      | <b>Ireland</b><br>Andrews Marian 820416 (0,212) 54,50 5            |        |
| 5    |    | SVK      | <b>Slovak Republic</b><br>Štuková Alexandra 900702 (0,220) 54,63 4 |        |
| 6    |    | BUL      | <b>Bulgaria</b><br>Gachevska Monika 740130 (0,220) 55,05 3         |        |
| 7    |  | AUT      | <b>Austria</b><br>Kreiner Sabine 801227 (0,194) 55,65 2            |        |
| 8    |  | CYP      | <b>Cyprus</b><br>Papaioannou Ramona 890615 (0,157) 56,49 1         |        |

### Standing after 11 Events

|     |       |
|-----|-------|
| AUT | 60,50 |
| LTU | 57,00 |
| CRO | 55,00 |
| IRL | 52,50 |
| SVK | 48,00 |
| CYP | 47,00 |
| LAT | 41,00 |
| BUL | 35,00 |

## RESULT LIST

### Shot Put MEN

| Rank | Flag  | Cty code |   |        |       |   |
|------|---|----------|---|--------|-------|---|
| 1    |    | SVK      | <b>Slovak Republic</b><br>Haborák Milan | 730111 | 19,74 | 8 |
| 2    |    | CRO      | <b>Croatia</b><br>Mulabegovic Nedžad    | 810204 | 19,33 | 7 |
| 3    |    | LAT      | <b>Latvia</b><br>Urtans Maris           | 810209 | 19,25 | 6 |
| 4    |    | BUL      | <b>Bulgaria</b><br>Ivanov Georgi        | 850313 | 18,43 | 5 |
| 5    |    | CYP      | <b>Cyprus</b><br>Aresti Georgios        | 811227 | 17,98 | 4 |
| 6    |   | AUT      | <b>Austria</b><br>Gratzer Martin        | 820123 | 17,79 | 3 |
| 7    |  | LTU      | <b>Lithuania</b><br>Luozyys Paulius     | 870908 | 15,85 | 2 |
| 8    |  | IRL      | <b>Ireland</b><br>Quirke Colin          | 900617 | 15,04 | 1 |









|                    |       |       |       |       |
|--------------------|-------|-------|-------|-------|
| Haborák Milan      | 19,55 | 19,48 | 19,74 | 19,29 |
| Mulabegovic Nedžad | 19,24 | 19,01 | 19,13 | 19,33 |
| Urtans Maris       | 19,25 | x     | x     | x     |
| Ivanov Georgi      | 18,43 | 18,17 | 18,27 | 18,43 |
| Aresti Georgios    | x     | 17,98 | x     |       |
| Gratzer Martin     | 17,39 | 17,79 | 17,37 |       |
| Luozyys Paulius    | x     | 15,85 |       |       |
| Quirke Colin       | 15,04 | x     |       |       |

### Standing after 12 Events

|     |       |
|-----|-------|
| AUT | 63,50 |
| CRO | 62,00 |
| LTU | 59,00 |
| SVK | 56,00 |
| IRL | 53,50 |
| CYP | 51,00 |
| LAT | 47,00 |
| BUL | 40,00 |

## RESULT LIST

### 400 m MEN









| Rank | Flag  | Cty code | Country / Name  | Points |
|------|---|----------|---|--------|
| 1    |    | AUT      | <b>Austria</b><br>Zeller Clemens 840702 (0,261) 46,41       | 8      |
| 2    |    | CRO      | <b>Croatia</b><br>Vincek Željko 860616 (0,302) 46,97        | 7      |
| 3    |    | IRL      | <b>Ireland</b><br>Gregan Brian 891231 (0,191) 47,01         | 6      |
| 4    |    | BUL      | <b>Bulgaria</b><br>Braykov Krasimir 850417 (0,258) 47,54    | 5      |
| 5    |    | LTU      | <b>Lithuania</b><br>Kozlov Vitalij 870305 (0,366) 47,84     | 4      |
| 6    |    | LAT      | <b>Latvia</b><br>Baltsuss Janis 910626 (0,192) 48,61        | 3      |
| 7    |  | SVK      | <b>Slovak Republic</b><br>Mokráš Juraj 901228 (0,258) 48,63 | 2      |
| 8    |  | CYP      | <b>Cyprus</b><br>Kiriakos Antoniou (0,383) 48,85            | 1      |

### Standing after 13 Events

|     |       |
|-----|-------|
| AUT | 71,50 |
| CRO | 69,00 |
| LTU | 63,00 |
| IRL | 59,50 |
| SVK | 58,00 |
| CYP | 52,00 |
| LAT | 50,00 |
| BUL | 45,00 |

## RESULT LIST

### 3000 m WOMEN

| Rank | Flag  | Cty code | Country / Name   | Points |
|------|---|----------|--|--------|
| 1    |    | LAT      | <b>Latvia</b><br>Poluškina Inna 840707 9:09,00         | 8      |
| 2    |    | IRL      | <b>Ireland</b><br>Harty Kerry 810715 9:09,50           | 7      |
| 3    |    | BUL      | <b>Bulgaria</b><br>Georgieva Yana 891016 9:38,45       | 6      |
| 4    |    | AUT      | <b>Austria</b><br>Wenth Jennifer 910724 9:40,05        | 5      |
| 5    |    | LTU      | <b>Lithuania</b><br>Balciunaite Živile 790403 9:43,55  | 4      |
| 6    |    | SVK      | <b>Slovak Republic</b><br>Zatlúkalová Janka 881223 SA3 | 3      |
| 7    |  | CRO      | <b>Croatia</b><br>Parlov Matea 92 SA2                  | 2      |
| 8    |  | CYP      | <b>Cyprus</b><br>Christodoulidou Elpi 861111 SA1       | 1      |

#### Time in finish:









|     |         |
|-----|---------|
| SA1 | 3:13,35 |
| SA2 | 4:21,73 |
| SA3 | 5:43,81 |

#### Standing after 14 Events

|     |       |
|-----|-------|
| AUT | 76,50 |
| CRO | 71,00 |
| LTU | 67,00 |
| IRL | 66,50 |
| SVK | 61,00 |
| LAT | 58,00 |
| CYP | 53,00 |
| BUL | 51,00 |

## RESULT LIST

### Discus WOMEN

| Rank | Flag  | Cty code | Country / Name                                  | Points  |
|------|---|----------|---|---------|
| 1    |    | LTU      | <b>Lithuania</b><br>Sendriute Zinaida 841220    | 56,63 8 |
| 2    |    | CRO      | <b>Croatia</b><br>Begic Vera 820317             | 55,24 7 |
| 3    |    | LAT      | <b>Latvia</b><br>Steinerte Dace 870123          | 49,05 6 |
| 4    |    | CYP      | <b>Cyprus</b><br>Georgiadou Zacharoul 850407    | 47,86 5 |
| 5    |    | SVK      | <b>Slovak Republic</b><br>Tomanová Ivona 721024 | 46,47 4 |
| 6    |   | AUT      | <b>Austria</b><br>Spendelhofer Sonja 670510     | 44,71 3 |
| 7    |  | BUL      | <b>Bulgaria</b><br>Getova Venera 801213         | 43,12 2 |
| 8    |  | IRL      | <b>Ireland</b><br>Murphy Deirdre 840719         | 37,34 1 |









|                      |       |       |       |       |
|----------------------|-------|-------|-------|-------|
| Sendriute Zinaida    | 55,21 | x     | 48,25 | 56,63 |
| Begic Vera           | 53,74 | x     | 55,24 | x     |
| Steinerte Dace       | 38,85 | 48,32 | 46,92 | 49,05 |
| Georgiadou Zacharoul | 45,83 | 46,68 | 47,86 | x     |
| Tomanová Ivona       | 46,47 | 44,14 | 45,29 |       |
| Spendelhofer Sonja   | 40,76 | 44,71 | 42,23 |       |
| Getova Venera        | 43,12 | x     |       |       |
| Murphy Deirdre       | 37,34 | 37,24 |       |       |

### Standing after 15 Events

|     |       |
|-----|-------|
| AUT | 79,50 |
| CRO | 78,00 |
| LTU | 75,00 |
| IRL | 67,50 |
| SVK | 65,00 |
| LAT | 64,00 |
| CYP | 58,00 |
| BUL | 53,00 |

## RESULT LIST

### 5000 m MEN

| Rank | Flag  | Cty code | Country / Name   | Points |
|------|---|----------|--|--------|
| 1    |    | AUT      | <b>Austria</b><br>Schmid Michael 840213 14:17,20         | 8      |
| 2    |    | IRL      | <b>Ireland</b><br>Hanrahan Mark 850307 14:20,30          | 7      |
| 3    |    | LAT      | <b>Latvia</b><br>Floroseks Mareks 861231 14:36,87        | 6      |
| 4    |    | LTU      | <b>Lithuania</b><br>Diliunas Marius 840726 14:46,31      | 5      |
| 5    |    | SVK      | <b>Slovak Republic</b><br>Vanko Miroslav 730214 15:01,33 | 4      |
| 6    |    | BUL      | <b>Bulgaria</b><br>Nikolov Yolo 840204 SA3               | 3      |
| 7    |  | CRO      | <b>Croatia</b><br>Zilic Zoran 820804 SA2                 | 2      |
| 8    |  | CYP      | <b>Cyprus</b><br>Markides Marios 870827 SA1              | 1      |

#### Time in finish:









|     |          |
|-----|----------|
| SA1 | 6:34,93  |
| SA2 | 9:06,16  |
| SA3 | 11:03,83 |

#### Standing after 16 Events

|     |       |
|-----|-------|
| AUT | 87,50 |
| CRO | 80,00 |
| LTU | 80,00 |
| IRL | 74,50 |
| LAT | 70,00 |
| SVK | 69,00 |
| CYP | 59,00 |
| BUL | 56,00 |

## RESULT LIST

### Long Jump MEN

| Rank | Flag  | Cty code | Country / Name  | Points |
|------|---|----------|---|--------|
| 1    |    | LTU      | <b>Lithuania</b><br>Mykolaitis Povilas 830223         | 789 8  |
| 2    |    | BUL      | <b>Bulgaria</b><br>Atanasov Nikolai 741211            | 783 7  |
| 3    |    | SVK      | <b>Slovak Republic</b><br>Dobrovodský Jaroslav 841213 | 743 6  |
| 4    |    | CYP      | <b>Cyprus</b><br>Volou Mattheos 89                    | 726 5  |
| 5    |    | LAT      | <b>Latvia</b><br>Greniš Maris 810125                  | 722 4  |
| 6    |    | AUT      | <b>Austria</b><br>Distelberger Dominik 900316         | 711 3  |
| 7    |  | CRO      | <b>Croatia</b><br>Prugovecki Marko 870101             | 688 2  |
| 8    |  | IRL      | <b>Ireland</b><br>Fleming Steve 720514                | 677 1  |









|    |          |          |          |          |
|----|----------|----------|----------|----------|
| 1. | 782/+0,5 | x        | 789/-0,7 | -        |
| 2. | 768/+1,1 | x        | 757/+0,7 | 783/+0,3 |
| 3. | 715/+0,4 | 743/-0,2 | 716/+0,6 | 725/+0,5 |
| 4. | 726/-0,7 | x        | 702/+0,7 | x        |
| 5. | 697/+0,5 | 722/+2,1 | 688/-0,8 |          |
| 6. | 711/+0,4 | 691/+0,9 | x        |          |
| 7. | 686/-1,2 | 688/+0,2 |          |          |
| 8. | 677/+0,9 | x        |          |          |

### Standing after 17 Events

|     |       |
|-----|-------|
| AUT | 90,50 |
| LTU | 88,00 |
| CRO | 82,00 |
| IRL | 75,50 |
| SVK | 75,00 |
| LAT | 74,00 |
| CYP | 64,00 |
| BUL | 63,00 |

## RESULT LIST

### 3000 m Steeplechase WOMEN

| Rank | Flag  | Cty code | Country / Name   | Points |
|------|---|----------|--|--------|
| 1    |    | IRL      | <b>Ireland</b><br>Britton Fionnuala 840924 10:05,70    | 8      |
| 2    |    | LAT      | <b>Latvia</b><br>Jelizarova Polina 890501 10:18,26     | 7      |
| 3    |    | CRO      | <b>Croatia</b><br>Stublic Lisa Christi 840518 10:24,10 | 6      |
| 4    |    | LTU      | <b>Lithuania</b><br>Kubiliute Gintare 891221 10:39,08  | 5      |
| 5    |    | CYP      | <b>Cyprus</b><br>Korkokiou Evgenia 880506 11:18,89     | 4      |
| 6    |    | BUL      | <b>Bulgaria</b><br>Stoyanchova Savina 890212 SA3       | 3      |
| 7    |  | SVK      | <b>Slovak Republic</b><br>Pokorná Katarína 891028 SA2  | 2      |
| 8    |  | AUT      | <b>Austria</b><br>Eberhart Tanja 891211 SA1            | 1      |

#### Time in finish:









|     |         |
|-----|---------|
| SA1 | 3:15,15 |
| SA2 | 5:06,02 |
| SA3 | 6:22,96 |

#### Standing after 18 Events

|     |       |
|-----|-------|
| LTU | 93,00 |
| AUT | 91,50 |
| CRO | 88,00 |
| IRL | 83,50 |
| LAT | 81,00 |
| SVK | 77,00 |
| CYP | 68,00 |
| BUL | 66,00 |

## RESULT LIST

### 4x100 m WOMEN

| Rank | Flag  | Cty code | Country / Name         | Points           |
|------|---|----------|------------------------|------------------|
| 1    |    | LTU      | <b>Lithuania</b>       | ( 0,262) 44,79 8 |
| 2    |    | IRL      | <b>Ireland</b>         | ( 0,183) 45,17 7 |
| 3    |    | AUT      | <b>Austria</b>         | ( 0,252) 45,50 6 |
| 4    |    | CRO      | <b>Croatia</b>         | ( 0,237) 45,72 5 |
| 5    |    | BUL      | <b>Bulgaria</b>        | ( 0,157) 45,77 4 |
| 6    |    | LAT      | <b>Latvia</b>          | ( 0,329) 46,30 3 |
| 7    |  | SVK      | <b>Slovak Republic</b> | ( 0,251) 46,42 2 |
| 8    |  | CYP      | <b>Cyprus</b>          | ( 0,329) 47,43 1 |

AUT : Duer Bianca, Roeser Doris, Sschrott Beate, Mueller-Weissina Bettina

BUL : Radanova Denitsa, DGachevska Monika, Lalova Ivet, Eftimova Ina

CRO : Parlov Sandra, Horvat Nikola Banovič Marina, Golub Maja

CYP : Maria Sava, Papaioannou Ramona , Baourda Morfo, Artymata Eleni,

IRL : Proper Kelly, Kiernan Louise, Bergin Claire, Whelan Niamh

LAT : Grava Zanda, Purina Liene, Kruma Sandra, Cekele Jekaterina

LTU : Peseckaite Silvija, Grinčikaite Lina, Asomata, Tomašaityte , Audra Dagelyte









SVK : Šimková Barbora, Bršelová Erika, Veldáková Dana, Veldáková Jana

### Standing after 19 Events

|     |        |
|-----|--------|
| LTU | 101,00 |
| AUT | 97,50  |
| CRO | 93,00  |
| IRL | 90,50  |
| LAT | 84,00  |
| SVK | 79,00  |
| BUL | 70,00  |
| CYP | 69,00  |

## RESULT LIST

### 4x100 m MEN

| Rank | Flag  | Cty code | Country / Name         | Points          |
|------|---|----------|------------------------|-----------------|
| 1    |    | LTU      | <b>Lithuania</b>       | (0,278) 40,19 8 |
| 2    |    | BUL      | <b>Bulgaria</b>        | (0,289) 40,26 7 |
| 3    |    | IRL      | <b>Ireland</b>         | (0,289) 40,33 6 |
| 4    |    | LAT      | <b>Latvia</b>          | (0,195) 40,78 5 |
| 5    |    | CYP      | <b>Cyprus</b>          | (0,161) 41,15 4 |
| 6    |    | SVK      | <b>Slovak Republic</b> | (0,262) 41,38 3 |
|      |  | CRO      | <b>Croatia</b>         | (0,270) NF      |
|      |  | AUT      | <b>Austria</b>         | (0,231) DQ      |

AUT : Grill Benjamin, Moseley Ryan, Schirasi-Fard Alexan, Distelberger Dominik

BUL : Tsvetanov Milen, Yovchev Jordan, Todorov Nikolai, Gunev Desislav

CRO : Horvat Dario, Pekic Goran, Stipcevic Karlo, Grabusic Jurica

CYP : Polycarpou Vasilios, Spastris Philippos, Paphitis Andreas, Ioannou Panayiotis

IRL : Smyth Jason, Hession Paul, Graham Darragh, Colvert Tate Steven

LAT : Bergs Toms, Mezitis Janis, Grenis Maris, Misans Elvijs

LTU : Dilys Egidijus, Sakalauskas Rytis, Adomavicius Žilvinas, Pranckevicius Aivara









SVK : Benko Tomáš, Šajbidor Marek, Šimík Vladimír, Turčáni Roman

### Standing after 20 Events

|     |        |
|-----|--------|
| LTU | 109,00 |
| AUT | 97,50  |
| IRL | 96,50  |
| CRO | 93,00  |
| LAT | 89,00  |
| SVK | 82,00  |
| BUL | 77,00  |
| CYP | 73,00  |

## RESULT LIST

### High Jump MEN

| Rank | Flag  | Cty code | Country / Name                               | Points |
|------|---|----------|--|--------|
| 1    |    | CYP      | <b>Cyprus</b><br>Ioannou Kyriakos 840726     | 219 8  |
| 2    |    | SVK      | <b>Slovak Republic</b><br>Horák Peter 831207 | 216 7  |
| 3    |    | BUL      | <b>Bulgaria</b><br>Kararadev Angel 790418    | 216 6  |
| 4    |    | LAT      | <b>Latvia</b><br>Pupols Normunds 840510      | 213 5  |
| 5    |    | LTU      | <b>Lithuania</b><br>Buzas Nerijus 840501     | 210 4  |
| 6    |    | IRL      | <b>Ireland</b><br>Pender Barry 900402        | 205 3  |
| 7    |  | AUT      | <b>Austria</b><br>Hosp Daniel 880711         | 200 2  |
| 8    |  | CRO      | <b>Croatia</b><br>Popek Tomislav 860102      | 195 1  |

|                  |     |     |     |     |     |     |      |     |     |     |     |     |     |     |
|------------------|-----|-----|-----|-----|-----|-----|------|-----|-----|-----|-----|-----|-----|-----|
|                  | 190 | 195 | 200 | 205 | 210 | 213 | 216  | 219 | 222 | 225 | 228 | 230 | 232 | 234 |
| Ioannou Kyriakos |     |     |     |     | o   | -   | xo   | o   | -   |     |     |     |     |     |
| Horák Peter      |     |     | o   | o   | o   | o   | xo   | x-  | xx  |     |     |     |     |     |
| Kararadev Angel  |     |     |     | o   | o   | xo  | xxxo | x   |     |     |     |     |     |     |
| Pupols Normunds  |     |     |     | o   | o   | xxo | xx   |     |     |     |     |     |     |     |
| Buzas Nerijus    |     |     | o   | o   | o   | xxx |      |     |     |     |     |     |     |     |
| Pender Barry     |     |     | xo  | xo  | xx  |     |      |     |     |     |     |     |     |     |
| Hosp Daniel      | o   | o   | xxo | xx  |     |     |      |     |     |     |     |     |     |     |
| Popek Tomislav   | o   | o   | xxx |     |     |     |      |     |     |     |     |     |     |     |

### Standing after 21 Events

|     |        |
|-----|--------|
| LTU | 113,00 |
| IRL | 99,50  |
| AUT | 99,50  |
| CRO | 94,00  |
| LAT | 94,00  |
| SVK | 89,00  |
| BUL | 83,00  |
| CYP | 81,00  |