

RESULT LIST

Hammer WOMEN

Rank	Flag	Cty code	Country / Name	Points
1		SVK	Slovak Republic Hrašnová Martina 830321	74,95 8
2		IRL	Ireland O'Keeffe Eileen 810531	68,25 7
3		LAT	Latvia Igaune Laura 881002	59,60 6
4		CRO	Croatia Gavrilovic Sanja 820920	53,40 5
5		AUT	Austria Siart Julia 860503	53,18 4
6		LTU	Lithuania Keleciute Vaida 870608	48,56 3
7		BUL	Bulgaria Metodieva Mikhaela 901014	46,98 2
		CYP	Cyprus Theodorou Paraskevi 860315	NF









1.	69,12	70,91	74,95	x
2.	x	66,98	x	68,25
3.	59,08	59,57	59,60	x
4.	x	50,38	53,40	52,71
5.	49,47	53,18	51,74	
6.	x	48,56	x	
7.	46,98	45,26		
8.	x	x		

Standing after 22 Events

LTU	116,00
IRL	106,50
AUT	103,50
LAT	100,00
CRO	99,00
SVK	97,00
BUL	85,00
CYP	81,00

RESULT LIST

100 m Hurdles WOMEN

Rank	Flag	Cty code	Country / Name	Points
1		IRL	Ireland O'Rourke Derval 810528 (0,170) 13,17 8	
2		SVK	Slovak Republic Bobková Miriam 790302 (0,184) 13,22 7	
3		LTU	Lithuania Tamosaityte Sonata 870626 (0,226) 13,52 6	
4		CYP	Cyprus Baourda Morfo 820113 (0,179) 13,52 5	
5		CRO	Croatia Erega Arna 880724 (0,182) 13,84 4	
6		AUT	Austria Schrott Beate 880415 (0,165) 13,85 3	
7		LAT	Latvia Grava Zanda 820629 (0,237) 14,20 2	
8		BUL	Bulgaria Damianová Kristina 861013 (0,252) 14,34 1	









w : +0.6 m/s

Standing after 23 Events

LTU	122,00
IRL	114,50
AUT	106,50
SVK	104,00
CRO	103,00
LAT	102,00
BUL	86,00
CYP	86,00

RESULT LIST

110 m Hurdles MEN

Rank	Flag	Cty code	Country / Name	Points
1		CRO	Croatia Grabusic Jurica 830328 (0,196) 13,69	8
2		IRL	Ireland McDonald Ian 841005 (0,180) 14,11	7
3		LAT	Latvia Daube Karlis 890421 (0,135) 14,16	6
4		SVK	Slovak Republic Janeček Matúš 850714 (0,175) 14,27	5
5		AUT	Austria Prazak Manuel 871027 (0,137) 14,30	4
6		LTU	Lithuania Silkauskas Mantas 880410 (0,233) 14,46	3
7		BUL	Bulgaria Arnaudov Martin 900405 (0,253) 14,55	2
8		CYP	Cyprus Stavrides Alexand. 890413 (0,152) 15,03	1









w : -0.3 m/s

Standing after 24 Events

LTU	125,00
IRL	121,50
CRO	111,00
AUT	110,50
SVK	109,00
LAT	108,00
BUL	88,00
CYP	87,00

RESULT LIST

Triple Jump MEN

Rank	Flag	Cty code	Country / Name	Points
1		BUL	Bulgaria Karailiev Momchil 820521	17,08 8
2		LTU	Lithuania Mykolaitis Povilas 830223	16,24 7
3		LAT	Latvia Misans Elvijs 890804	15,96 6
4		SVK	Slovak Republic Dobrovodský Jaroslav 841213	15,88 5
5		CYP	Cyprus Volou Panayiotis 91	14,88 4
6		CRO	Croatia Pucelj Ivan 810711	14,82 3
7		AUT	Austria Hosp Daniel 880711	14,08 2
8		IRL	Ireland Finnegan Denis 860907	14,03 1

Karailiev Momchil	17,02/+1,0	17,08/-0,3	-	-
Mykolaitis Povilas	16,09/+0,7	16,24/-0,2	x	14,98/+0,5
Misans Elvijs	15,25/+2,6	15,20/+0,4	15,78/+0,1	15,96/+1,5
Dobrovodský Jaroslav	15,41/-0,5	15,81/+0,9	x	15,88/+0,3
Volou Panayiotis	14,88/+0,8	x	14,86/+1,5	
Pucelj Ivan	14,82/+0,8	-	-	
Hosp Daniel	14,07/+1,1	14,08/+0,3		
Finnegan Denis	14,03/+1,1	x		

Standing after 25 Events

LTU	132,00
IRL	122,50
SVK	114,00
CRO	114,00
LAT	114,00
AUT	112,50
BUL	96,00
CYP	91,00

RESULT LIST

800 m MEN









Rank	Flag	Cty code	Country / Name	Points
1		IRL	Ireland Chamney Thomas 840416	1:50,33 8
2		SVK	Slovak Republic Repčík Josef 860803	1:50,90 7
3		LTU	Lithuania Kozlov Vitalij 870305	1:50,91 6
4		CRO	Croatia Bozinovic Jure 850930	1:51,25 5
5		AUT	Austria Rapatz Andreas 860905	1:51,50 4
6		LAT	Latvia Valters Kristaps 890517	1:52,92 3
7		CYP	Cyprus Philippou Demetrios 86	1:53,33 2
8		BUL	Bulgaria Todorov Radoslav 870627	1:53,54 1

Standing after 26 Events

LTU	138,00
IRL	130,50
SVK	121,00
CRO	119,00
LAT	117,00
AUT	116,50
BUL	97,00
CYP	93,00

RESULT LIST

Javelin MEN

Rank	Flag	Cty code	Country / Name	Points
1		BUL	Bulgaria Neshev Kolio 820530	73,38 8
2		LTU	Lithuania Intas Tomas 810915	69,89 7
3		AUT	Austria Strasser Martin 761022	68,67 6
4		LAT	Latvia Alainis Karlis 850618	67,87 5
5		CRO	Croatia Vukovic Goran 810324	63,80 4
6		CYP	Cyprus Stylianou Ioannis 820512	61,64 3
7		SVK	Slovak Republic Benák Martin 880527	61,59 2
8		IRL	Ireland Crawford Aaron 890307	56,67 1









Neshev Kolio	71,29	72,11	73,38	71,18
Intas Tomas	x	64,75	69,89	66,34
Strasser Martin	x	67,45	68,67	61,92
Alainis Karlis	65,10	x	67,17	67,87
Vukovic Goran	63,80	43,58	60,69	
Stylianou Ioannis	58,81	61,64	61,33	
Benák Martin	61,59	x		
Crawford Aaron	56,67	55,86		

Standing after 27 Events

LTU	145,00
IRL	131,50
SVK	123,00
CRO	123,00
AUT	122,50
LAT	122,00
BUL	105,00
CYP	96,00

RESULT LIST

1500 m WOMEN









Rank	Flag	Cty code	Country / Name	Points
1		LTU	Lithuania Krakoviak Irina 771116	4:15,15 8
2		IRL	Ireland Byrne Deirdre 820921	4:16,32 7
3		LAT	Latvia Agata Strausa 891202	4:24,79 6
4		BUL	Bulgaria Georgieva Yana 890316	4:26,60 5
5		SVK	Slovak Republic Fugliová Csilla 880119	4:27,36 4
6		CYP	Cyprus Christoforou Stella 920302	4:27,82 3
7		AUT	Austria Leutner Lisa-Maria 900313	4:31,21 2
8		CRO	Croatia Žalac Antonija 900113	4:37,72 1

Standing after 28 Events

LTU	153,00
IRL	138,50
LAT	128,00
SVK	127,00
AUT	124,50
CRO	124,00
BUL	110,00
CYP	99,00

RESULT LIST

Pole Vault MEN

Rank	Flag	Cty code	Country / Name	Points
1		BUL	Bulgaria Buhalov Spas 801114	550 8
2		LAT	Latvia Arents Mareks 860606	530 7
3		SVK	Slovak Republic Čekan Tomáš 860320	500 6
4		AUT	Austria Ager Thomas 831013	490 5
5		IRL	Ireland Donegan David 800410	480 4
6		CYP	Cyprus Stylianou Nikandros 890822	460 3
7		LTU	Lithuania Zimkevicius Audrius 900111	420 2
		CRO	Croatia Jokanovic Radovan 831022	0









	380	400	410	420	430	440	450	460	470	480	490	500	505	510	515	520	525	530	535	540	545	550	570	
Buhalov Spas																								
Arents Mareks																								
Čekan Tomáš																								
Ager Thomas																								
Donegan David																								
Stylianou Nikandros																								
Zimkevicius Audrius																								
Jokanovic Radovan																								

Standing after 29 Events

LTU	155,00
IRL	142,50
LAT	135,00
SVK	133,00
AUT	129,50
CRO	124,00
BUL	118,00
CYP	102,00

RESULT LIST

200 m WOMEN

Rank	Flag	Cty code	Country / Name	Points
1		CYP	Cyprus Artymata Eleni 860516	23,39 8
2		LTU	Lithuania Grincikaite Lina 870503	23,82 7
3		BUL	Bulgaria Eftimova Inna 880619	24,00 6
4		AUT	Austria Röser Doris 830326	24,00 5
5		IRL	Ireland Whelan Niamh 900726	24,06 4
6		CRO	Croatia Banovic Marina 820211	24,58 3
7		SVK	Slovak Republic Šimková Barbora 871208	24,64 2
8		LAT	Latvia Purina Liene 850703	24,85 1









w : +0.7 m/s

Standing after 30 Events

LTU	162,00
IRL	146,50
LAT	136,00
SVK	135,00
AUT	134,50
CRO	127,00
BUL	124,00
CYP	110,00

RESULT LIST

Shot Put WOMEN

Rank	Flag	Cty code	Country / Name	Points
1		LTU	Lithuania Skujyte Austra 790812	17,21 8
2		AUT	Austria Schasse Bettina 791109	14,16 7
3		CYP	Cyprus Kappa Florentig	13,99 6
4		SVK	Slovak Republic Krištofičová Ivana 900524	13,08 5
5		LAT	Latvia Steinerte Dace 870123	13,05 4
6		BUL	Bulgaria Getova Venera 801213	12,64 3
7		IRL	Ireland Hickey Aoife 910407	11,86 2
8		CRO	Croatia Slišković Dragica 900227	11,24 1









Skujyte Austra	17,15	17,20	17,18	17,21
Schasse Bettina	13,13	13,65	13,56	14,16
Kappa Florentig	13,60	13,92	13,99	13,66
Krištofičová Ivana	13,08	12,71	13,06	12,56
Steinerte Dace	12,28	13,05	x	
Getova Venera	11,77	12,31	12,64	
Hickey Aoife	11,86	11,69		
Slišković Dragica	x	11,24		

Standing after 31 Events

LTU	170,00
IRL	148,50
AUT	141,50
LAT	140,00
SVK	140,00
CRO	128,00
BUL	127,00
CYP	116,00

RESULT LIST

200 m MEN

Rank	Flag	Cty code	Country / Name	Points
1		IRL	Ireland Hession Paul 830127 (0,222) 20,56 8	
2		AUT	Austria Moseley Ryan 821008 (0,225) 21,02 7	
3		LAT	Latvia Misans Elvijs 890804 (0,223) 21,05 6	
4		LTU	Lithuania Adomovicus Zilvinas 850701 (0,155) 21,30 5	
5		SVK	Slovak Republic Mentel Matúš 871225 (0,234) 21,69 4	
6		BUL	Bulgaria Todorov Nikolai 861102 (0,281) 21,72 3	
7		CRO	Croatia Udiljak Hrvoje 901031 (0,227) 21,73 2	
8		CYP	Cyprus Hadjinicolaou Stefan 850612 (0,227) 22,08 1	









w : +0.7 m/s

Standing after 32 Events

LTU	175,00
IRL	156,50
AUT	148,50
LAT	146,00
SVK	144,00
BUL	130,00
CRO	130,00
CYP	117,00

RESULT LIST

3000 m Steeplechase MEN

Rank	Flag	Cty code	Country / Name	Points
1		LAT	Latvia Savcuks Konstantins 880315	9:10,82 8
2		IRL	Ireland Kirwan Mark 851008	9:19,02 7
3		BUL	Bulgaria Nikolov Yolo 840204	9:26,33 6
4		LTU	Lithuania Jegorov Andrej 870803	9:44,09 5
5		CYP	Cyprus Kyprianou Panayiotis 770206	SA4 4
6		SVK	Slovak Republic Vajs Roman 890206	SA3 3
7		AUT	Austria Steinhammer Christia	SA2 2
8		CRO	Croatia Zilic Zoran 820804	SA1 1

SA1 2:47,02

SA2 3:55,16

SA3 5:25,12









Due to the judges' mistake to eliminate 4 athletes instead of 3 in the event of 3000 m steeple chase, the following ranking was allocated to eliminated contenders on the grounds of the decision taken by the chief track referee along with the chief judge.

Standing after 33 Events

LTU	180,00
IRL	163,50
LAT	154,00
AUT	150,50
SVK	147,00
BUL	136,00
CRO	131,00
CYP	121,00

RESULT LIST

5000 m WOMEN

Rank	Flag	Cty code	Country / Name	Points
1		LTU	Lithuania Drazdauskaite Rasa 810320 16:25,23	8
2		CRO	Croatia Stublic Lisa Christi 840518 16:26,28	7
3		IRL	Ireland Hutchinson Ava 830330 16:50,78	6
4		SVK	Slovak Republic Zatlúkalová Janka 881223 17:08,67	5
5		LAT	Latvia Grinberga Lasma 870722 17:17,55	4
6		BUL	Bulgaria Stoyanchova Savina 890212 SA3	3
7		CYP	Cyprus Christodoulidou Elpi 861111 SA2	2
8		AUT	Austria Eberhart Tanja 891211 SA1	1

SA1 7:22,50

SA2 10:44,56









SA3 13:55,83

Standing after 34 Events

LTU	188,00
IRL	169,50
LAT	158,00
SVK	152,00
AUT	151,50
BUL	139,00
CRO	138,00
CYP	123,00

RESULT LIST

Discus MEN

Rank	Flag	Cty code	Country / Name	Points
1		AUT	Austria Mayer Gerhard 800520	61,53 8
2		CYP	Cyprus Parellis Apostolos 850724	60,94 7
3		CRO	Croatia Maric Martin 840419	57,99 6
4		BUL	Bulgaria Karamfilov Rosen 890104	56,94 5
5		LAT	Latvia Vaisjuns Oskars 830821	55,94 4
6		LTU	Lithuania Sakinis Giedrius 870113	54,06 3
7		SVK	Slovak Republic Žitňanský Jaroslav 710218	51,09 2
8		IRL	Ireland Quirke Colin 900617	51,00 1



Mayer Gerhard	61,53	x	x	x
Parellis Apostolos	57,42	58,93	58,58	60,94
Maric Martin	57,12	57,99	57,53	57,02
Karamfilov Rosen	52,33	56,94	x	x
Vaisjuns Oskars	53,51	x	55,94	
Sakinis Giedrius	x	52,42	54,06	
Žitňanský Jaroslav	51,09	50,73		
Quirke Colin	51,00	48,03		

Standing after 35 Events

LTU	191,00
IRL	170,50
LAT	162,00
AUT	159,50
SVK	154,00
BUL	144,00
CRO	144,00
CYP	130,00

RESULT LIST

Long Jump WOMEN

Rank	Flag	Cty code	Country / Name	Points
1		SVK	Slovak Republic Veldáková Jana 810603	654 8
2		IRL	Ireland Proper Kelly 880501	642 7
3		LAT	Latvia Griva Lauma 841027	626 6
4		BUL	Bulgaria Dacheva Petia 850310	618 5
5		AUT	Austria Dürr Bianca 761112	585 4
6		CYP	Cyprus Panayi Nektaria 900320	583 3
7		CRO	Croatia Erega Arna 880724	565 2
8		LTU	Lithuania Tanskyte Dovile 860310	550 1









Veldáková Jana	636/-0,6	x	634 / +0,7	654/+1,0
Proper Kelly	603/+0,9	642/+0,9	x	x
Griva Lauma	x	612/+0,8	626 /+0,2	619/+1,6
Dacheva Petia	587/+0,2	618/+0,2	610/+1,4	608/+0,4
Dürr Bianca	550/+0,8	585/+1,4	560/+0,5	
Panayi Nektaria	556/+0,4	583/+0,2	554/+0,1	
Erega Arna	540/-0,1	565/+1,0		
Tanskyte Dovile	550/+0,4	540/+0,7		

Standing after 36 Events

LTU	192,00
IRL	177,50
LAT	168,00
AUT	163,50
SVK	162,00
BUL	149,00
CRO	146,00
CYP	133,00

RESULT LIST

3000 m MEN

Rank	Flag	Cty code	Country / Name	Points
1		AUT	Austria Mlynek Georg 801001 8:21,00	8
2		IRL	Ireland Connolly Sean 820803 8:21,71	7
3		CRO	Croatia Petrovic Slavko 800923 8:26,69	6
4		LTU	Lithuania Matijosius Tomas 840929 8:39,93	5
5		SVK	Slovak Republic Bundzik Branislav 840105 9:29,84	4
6		CYP	Cyprus Kalogerogiannis Alex 850516 SA3	3
7		LAT	Latvia Višers Janis 890330 SA2	2
8		BUL	Bulgaria Raichinov Dobromir 860525 SA1	1

SA1 2:40,22

SA2 3:47,24









SA3 5:24,63

Standing after 36 Events

LTU	197,00
IRL	184,50
AUT	171,50
LAT	170,00
SVK	166,00
CRO	152,00
BUL	150,00
CYP	136,00

RESULT LIST

High Jump WOMEN

Rank	Flag	Cty code	Country / Name	Points
1		CRO	Croatia Vlašić Blanka 831108	204 8
2		BUL	Bulgaria Veneva Venelina 740613	190 7
3		LTU	Lithuania Vnukova Karina 850327	181 5
		IRL	Ireland Ryan Deirdre 820601	181 5
		LAT	Latvia Čakova Natalija 801020	181 5
6		AUT	Austria Schneider Marina 900119	178 3
7		SVK	Slovak Republic Dunajská Táňa 920725	170 2
8		CYP	Cyprus Drósou Effrosíni 840911	170 1









	160	165	170	175	178	181	184	187	190	193	195	200	204	208
Vlašić Blanka							o	-	o	-	o	xo	xxo	x
Veneva Venelina						o	o	x-	o	xxx				
Čakova Natalija				o	-	o	xxx							
Vnukova Karina			o	o	o	o	xxx							
Ryan Deirdre				o	-	o	xxx							
Schneider Marina	o	o	o	o	xxo	xx								
Dunajská Táňa	o	o	o	xxx										
Drósou Effrosíni	o	-	xo	xxx										

Standing after 38 Events

LTU	202,00
IRL	189,50
LAT	175,00
AUT	174,50
SVK	168,00
CRO	160,00
BUL	157,00
CYP	137,00

RESULT LIST

4x400 m WOMEN

Rank	Flag	Cty code	Country / Name	Points
1		LTU	Lithuania	(0,312) 3:36,15 8
2		CRO	Croatia	(0,227) 3:37,25 7
3		IRL	Ireland	(0,159) 3:38,18 6
4		BUL	Bulgaria	(0,333) 3:40,28 5
5		SVK	Slovak Republic	(0,259) 3:40,55 4
6		LAT	Latvia	(0,322) 3:41,55 3
7		AUT	Austria	(0,319) 3:44,07 2
8		CYP	Cyprus	(0,228) 3:58,33 1









AUT : Märzendorfer Pamela, Niedereder Elisabeth, Kreiner Sabine, Kreisler Brigit,
 BUL : Stambolova Vania, Georgieva Militza, Petkova Marina, Gachevska Monika,
 CRO : Kirinic Romana Tea, Banovic Anita, Horvat Nikolina, Grgic Danijela,
 CYP : Irini Tsiarta, Iridotou Xenia , Xajigiani Pamagiota , Papaioannou Ramona
 IRL : Carey Michelle, Cuddihy Joanne, O'Friel Fiona, Bergin Claire
 LAT : Kruma Sandra, Jeskina Ieva, Velvere Liga, Zunda Ieva
 LTU : Valatkeviciute Aina, Balciunaite Egle, Jasinskaite Kristina, Orlauskaite Agne
 SVK : Mišíková Monika, Putalová Iveta, Štuková Alexandra, Klocová Lucia,

Standing after 39 Events

LTU	210,00
IRL	195,50
LAT	178,00
AUT	176,50
SVK	172,00
CRO	167,00
BUL	162,00
CYP	138,00

RESULT LIST

4 x 400 m MEN

Rank	Flag	Cty code	Country / Name	Points
1		SVK	Slovak Republic Slovak Republic	(0,346) 3:11,97 8
2		CRO	Croatia Croatia	(0,220) 3:12,38 7
3		LTU	Lithuania Lithuania	(0,315) 3:13,35 6
4		IRL	Ireland Ireland	(0,230) 3:13,75 5
5		AUT	Austria Austria	(0,240) 3:13,98 4
6		LAT	Latvia Latvia	(0,340) 3:14,44 3
7		CYP	Cyprus Cyprus	(0,381) 3:19,65 2
8		BUL	Bulgaria Bugaria	(0,193) 3:20,48 1

AUT : Fürtauer Siegfried, Mayrhofer Florian, Rapatz Andreas, Smetana Christian

BUL : Ganchev Georgi, Chenov Khristo, Katuchev Lazar, Braykov Krasimir

CRO : Hižman Mirko, Rimac Ivan, Babič Marko , Vincek Željko

CYP : Anastasiou Stefanov , Filippou Demetris, Alozidis Minás, Andoniou Kyriacos

IRL : Hogan Nick, Murphy Brian, Gregan Brian, Carey Tom

LAT : Udrišs Andris, Purviņš Edvins, Baltušs Janis, Iljanovs Valdis

LTU : Kulnis Arturas, Kozlov Vitalij, Svegzda Egidijus, Bruzas Linas







SVK : Turčáni Roman, Pelikán Jozef, Mokráš Juraj, Repčík Josef

Standing after 40 Events

LTU	216,00
IRL	200,50
LAT	181,00
AUT	180,50
SVK	180,00
CRO	174,00
BUL	163,00
CYP	140,00

RESULT LIST






100 m WOMEN extra race A

Rank	Flag	Cty code	Country / Name	Points
1		LTU	Lithuania Pesedkaite Silvija (0,181)	12,03
2		LAT	Latvia Kruma Sandra (0,193)	12,26
3		CYP	Cyprus Sava Maria (0,169)	12,30
4		CRO	Croatia Vučkovič Paula 920503 (0,163)	12,38
		SVK	Slovak Republic Bršelová Erika 860825	NP
		IRL	Ireland Proper Kelly	NP

w : +0.2 m/s

RESULT LIST

100 m WOMEN extra race B








Rank	Flag	Cty code	Country / Name	Points
1		LTU	Lithuania Dagelyte Audra	(0,134) 11,64
2		BUL	Bulgaria Lalova Ivet	(0,137) 11,66
3		IRL	Ireland Kiernan Louise	(0,220) 11,87
4		LAT	Latvia Purina Liene	(0,188) 11,99
		CRO	Croatia Parlov Sandra	NP

w : +0.3 m/s



RESULT LIST









100 m MEN extra race B

Rank	Flag	Cty code	Country / Name	Points
1		LTU	Lithuania Dilys Egidijus 870901 (0,171)	10,70
2		AUT	Austria Grill Benjamin 850612 (0,172)	10,72
3		CRO	Croatia Pekič Goran 820906 (0,174)	10,84
4		IRL	Ireland Graham Darragh 840321 (0,153)	10,86
5		CYP	Cyprus Spastris Filippos 89 (0,217)	10,91
		SVK	Slovak Republic Šimík Vladimír 900304	NP
		BUL	Bulgaria Yovchev Yordan 790809	NP

w : +0.7 m/s

RESULT LIST








100 m MEN extra race C

Rank	Flag	Cty code	Country / Name	Points
1		CYP	Cyprus Policarpou Vasislis 89 (0,135)	10,88
2		SVK	Slovak Republic Benko Tomáš 850323 (0,190)	10,95
3		CRO	Croatia Stipčević Karlo 880525 (0,204)	10,95
4		SVK	Slovak Republic Šajbidor Marek 870119 (0,178)	11,03
5		CYP	Cyprus Christofipes Athos 910101 (0,207)	11,11
6		LAT	Latvia Gremis Maris 810125 (0,223)	11,13
		BUL	Bulgaria Tsvetanov Milen 830128	NP
		AUT	Austria Schirasi-Fard Alexan 830328	NP

w : -0.2 m/s

RESULT LIST

100 m MEN extra race A

Rank	Flag	Cty code	Country / Name	Points
1		IRL	Ireland Colvert Stephen 900824 (0,229)	10,74
2		LTU	Lithuania Pranskevičius Aivar 890712 (0,190)	10,80
3		LAT	Latvia Mezitis Janis 860814 (0,161)	10,89
4		SVK	Slovak Republic Turčáni Roman 900328 (0,137)	10,91
5		CYP	Cyprus Mechael Andreas 890101 (0,152)	10,99
6		CRO	Croatia Horvat Dario 920225 (0,203)	11,08
7		LAT	Latvia Bergs Toms 90 (0,185)	11,10

w : +0.1 m/s