


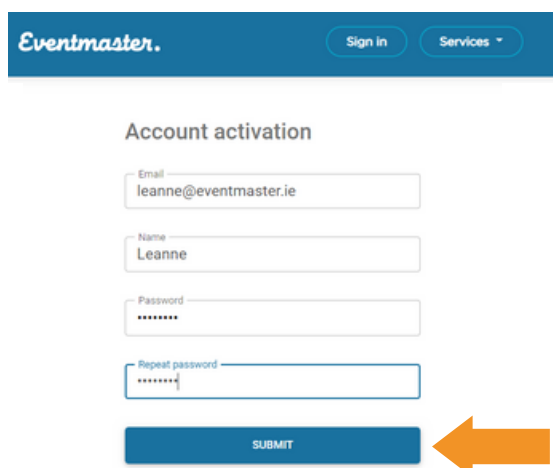
2-Factor-Authentication

If you have recently had your 2 Factor Authentication (2FA) reset or setting up for the first time, please follow the steps below to sync/re-sync your account to your phone.

- 1 Click on the activation link sent to you from Eventmaster.

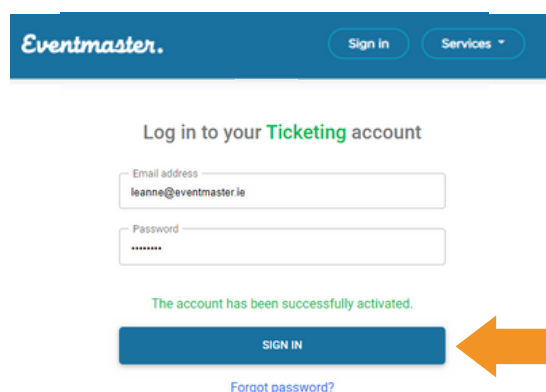


- 2 Enter in your username and password and click SUBMIT



The image shows the "Account activation" form on the Eventmaster website. It includes a navigation bar with the Eventmaster logo, "Sign in", and "Services" buttons. The form fields are: Email (leanne@eventmaster.ie), Name (Leanne), Password (masked with dots), and Repeat password (masked with dots). A blue "SUBMIT" button is at the bottom, highlighted by an orange arrow.

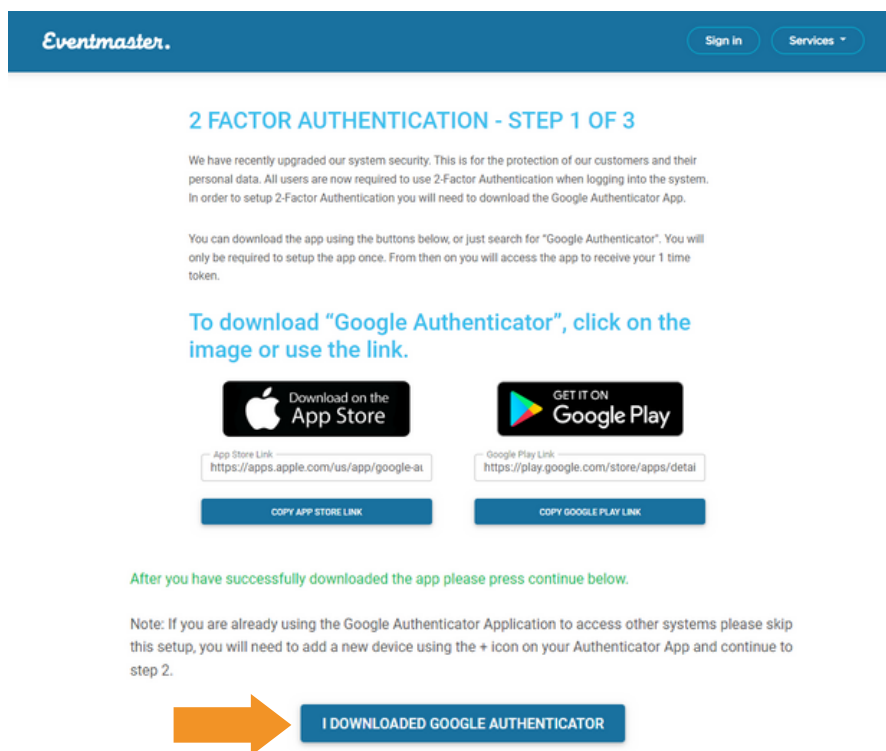
- 3 Log in to your account and click SIGN IN



The image shows the "Log in to your Ticketing account" form on the Eventmaster website. It includes a navigation bar with the Eventmaster logo, "Sign in", and "Services" buttons. The form fields are: Email address (leanne@eventmaster.ie) and Password (masked with dots). A green message "The account has been successfully activated." is displayed above a blue "SIGN IN" button, which is highlighted by an orange arrow. A "Forgot password?" link is located below the "SIGN IN" button.

2-Factor-Authentication

4 If you haven't already done so, to start, please download the Google Authenticator App using the download links in screen.



Eventmaster. Sign in Services

2 FACTOR AUTHENTICATION - STEP 1 OF 3

We have recently upgraded our system security. This is for the protection of our customers and their personal data. All users are now required to use 2-Factor Authentication when logging into the system. In order to setup 2-Factor Authentication you will need to download the Google Authenticator App.

You can download the app using the buttons below, or just search for "Google Authenticator". You will only be required to setup the app once. From then on you will access the app to receive your 1 time token.

To download "Google Authenticator", click on the image or use the link.

Download on the App Store
GET IT ON Google Play

App Store Link
<https://apps.apple.com/us/app/google-ai>
COPY APP STORE LINK

Google Play Link
<https://play.google.com/store/apps/detail>
COPY GOOGLE PLAY LINK

After you have successfully downloaded the app please press continue below.

Note: If you are already using the Google Authenticator Application to access other systems please skip this setup, you will need to add a new device using the + icon on your Authenticator App and continue to step 2.

I DOWNLOADED GOOGLE AUTHENTICATOR

5 Scan the QR Code through your Google Authenticator App on screen.

OR

If you are using a mobile, copy and paste the alternative Account Key



Eventmaster. Sign in Services

2 FACTOR AUTHENTICATION - STEP 2 OF 3

In the Google Authenticator app please scan this QR code using your mobile device camera



MQ4WCMRSMM3GMMDC

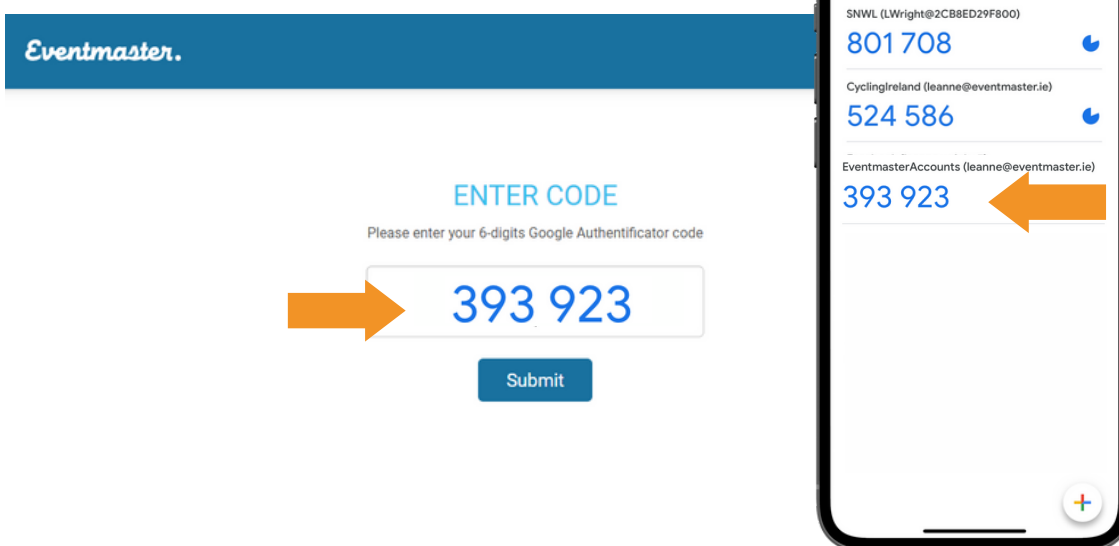
After you have successfully scanned the above QR code please continue to Step 3

CONTINUE

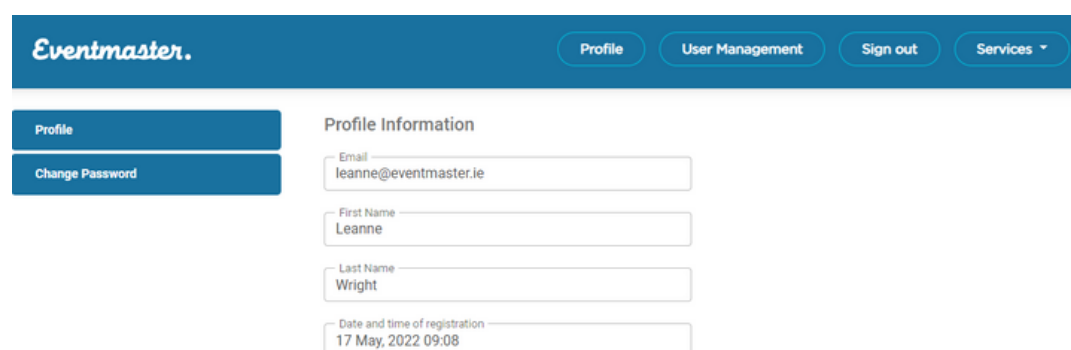
f t i

2-Factor-Authentication

- 6** The authenticator code for Athletics Ireland will appear as **EventmasterAccounts** in your app. This is the 6 digit code you should type in when logging in to your Athletics Ireland account going forward.



The image shows a composite of two screenshots. On the left is a desktop view of the Eventmaster website's login page. It features a blue header with the 'Eventmaster.' logo. Below the header, the text 'ENTER CODE' is displayed in blue, followed by the instruction 'Please enter your 6-digits Google Authenticator code'. A white input field contains the code '393 923', with an orange arrow pointing to it from the left. Below the input field is a blue 'Submit' button. On the right is a mobile app screenshot showing a list of accounts. The accounts listed are: 'SNWL (LWright@2CB8ED29F800)' with code '801 708', 'CyclingIreland (leanne@eventmaster.ie)' with code '524 586', and 'EventmasterAccounts (leanne@eventmaster.ie)' with code '393 923'. An orange arrow points from the code '393 923' in the app to the input field in the desktop screenshot.



The image shows a desktop view of the Eventmaster user profile page. The blue header contains the 'Eventmaster.' logo and navigation links for 'Profile', 'User Management', 'Sign out', and 'Services'. The 'Profile' section is active, showing a 'Profile Information' form with the following details: Email: leanne@eventmaster.ie, First Name: Leanne, Last Name: Wright, and Date and time of registration: 17 May, 2022 09:08. There are also buttons for 'Profile' and 'Change Password' on the left side of the profile section.

- 7** Once logged in, this will bring you to your account on the Eventmaster platform. To go athletics Ireland please click on the link below.

membership.athleticsireland.ie/