


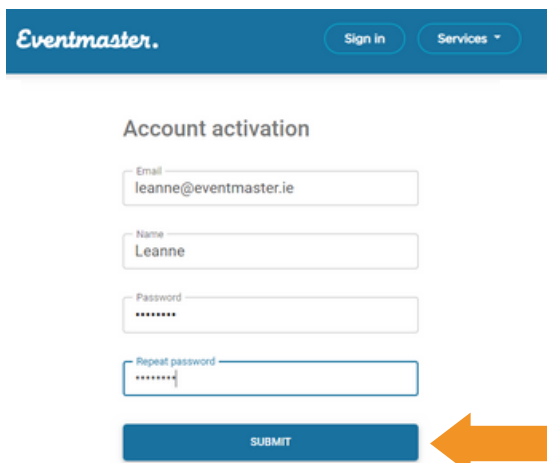
2-Factor-Authentication

If you have recently had your 2 Factor Authentication (2FA) reset or setting up for the first time, please follow the steps below to sync/re-sync your account to your phone.

- 1 Click on the activation link sent to you from Eventmaster.



- 2 Enter in your username and password and click SUBMIT



Eventmaster. Sign in Services

Account activation

Email
leanne@eventmaster.ie

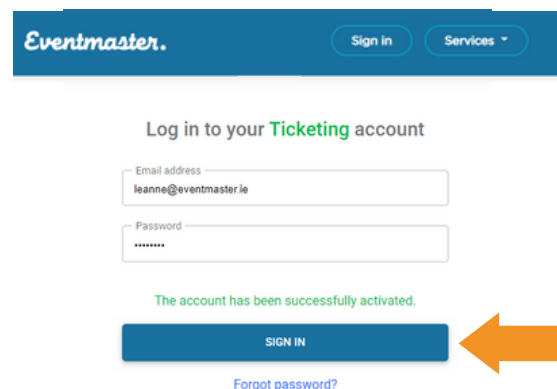
Name
Leanne

Password

Repeat password

SUBMIT

- 3 Log in to your account and click SIGN IN



Eventmaster. Sign in Services

Log in to your Ticketing account

Email address
leanne@eventmaster.ie

Password

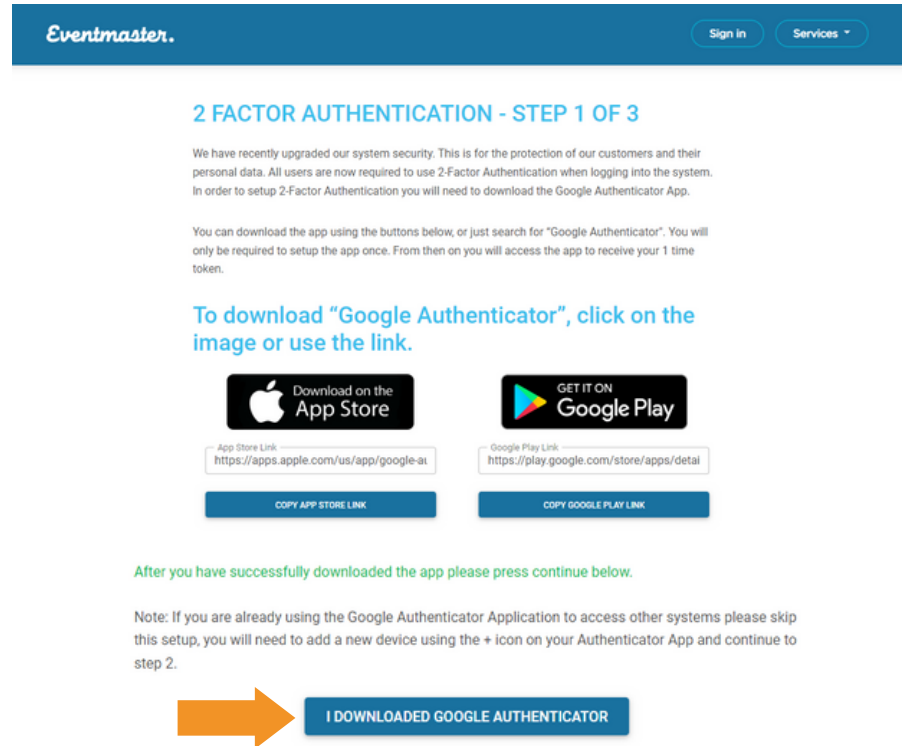
The account has been successfully activated.

SIGN IN

Forgot password?

2-Factor-Authentication

4 If you haven't already done so, to start, please download the Google Authenticator App using the download links in screen.



Eventmaster. Sign in Services

2 FACTOR AUTHENTICATION - STEP 1 OF 3

We have recently upgraded our system security. This is for the protection of our customers and their personal data. All users are now required to use 2-Factor Authentication when logging into the system. In order to setup 2-Factor Authentication you will need to download the Google Authenticator App.

You can download the app using the buttons below, or just search for "Google Authenticator". You will only be required to setup the app once. From then on you will access the app to receive your 1 time token.

To download "Google Authenticator", click on the image or use the link.

Download on the App Store
GET IT ON Google Play

App Store Link
<https://apps.apple.com/us/app/google-ai>
COPY APP STORE LINK

Google Play Link
<https://play.google.com/store/apps/detail>
COPY GOOGLE PLAY LINK

After you have successfully downloaded the app please press continue below.

Note: If you are already using the Google Authenticator Application to access other systems please skip this setup, you will need to add a new device using the + icon on your Authenticator App and continue to step 2.

I DOWNLOADED GOOGLE AUTHENTICATOR

5 Scan the QR Code through your Google Authenticator App on screen.

OR


If you are using a mobile, copy and paste the alternative Account Key



Eventmaster. Sign in Services

2 FACTOR AUTHENTICATION - STEP 2 OF 3

In the Google Authenticator app please scan this QR code using your mobile device camera



MQ4WCMRSMM3GMMDC

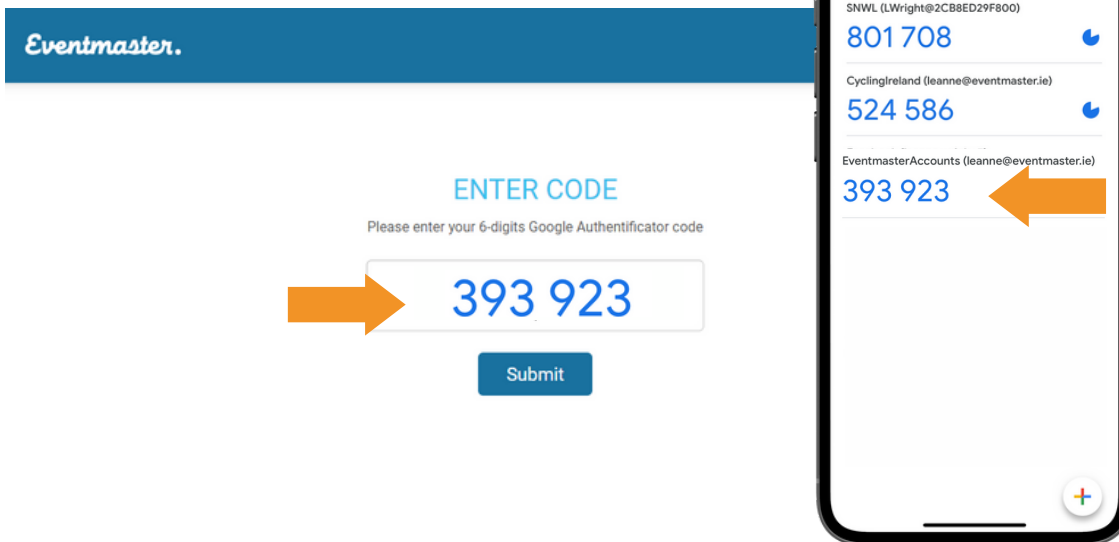
After you have successfully scanned the above QR code please continue to Step 3

CONTINUE

f t i

2-Factor-Authentication

- 6** The authenticator code for Athletics Ireland will appear as **EventmasterAccounts** in your app. This is the 6 digit code you should type in when logging in to your Athletics Ireland account going forward.



- 7** Once logged in, this will bring you to your account on the Eventmaster platform. To go athletics Ireland please click on the link below.

membership.athleticsireland.ie/